




AMERICA'S BEER & BEVERAGE DISTRIBUTORS

NBWA's Annual Convention

HOW TO SELECT SEMINARS





NBWA's Annual Convention

EDUCATION SEMINARS

This year's convention programming will feature over a dozen education seminars designed to arm you with the knowledge and skills to keep your business strong. [Click here to review the list of seminars.](#)

Seminars are offered at no additional cost and are included in your registration. However, it is important that you sign up for the sessions to secure your spot, as seminars can fill up quickly!

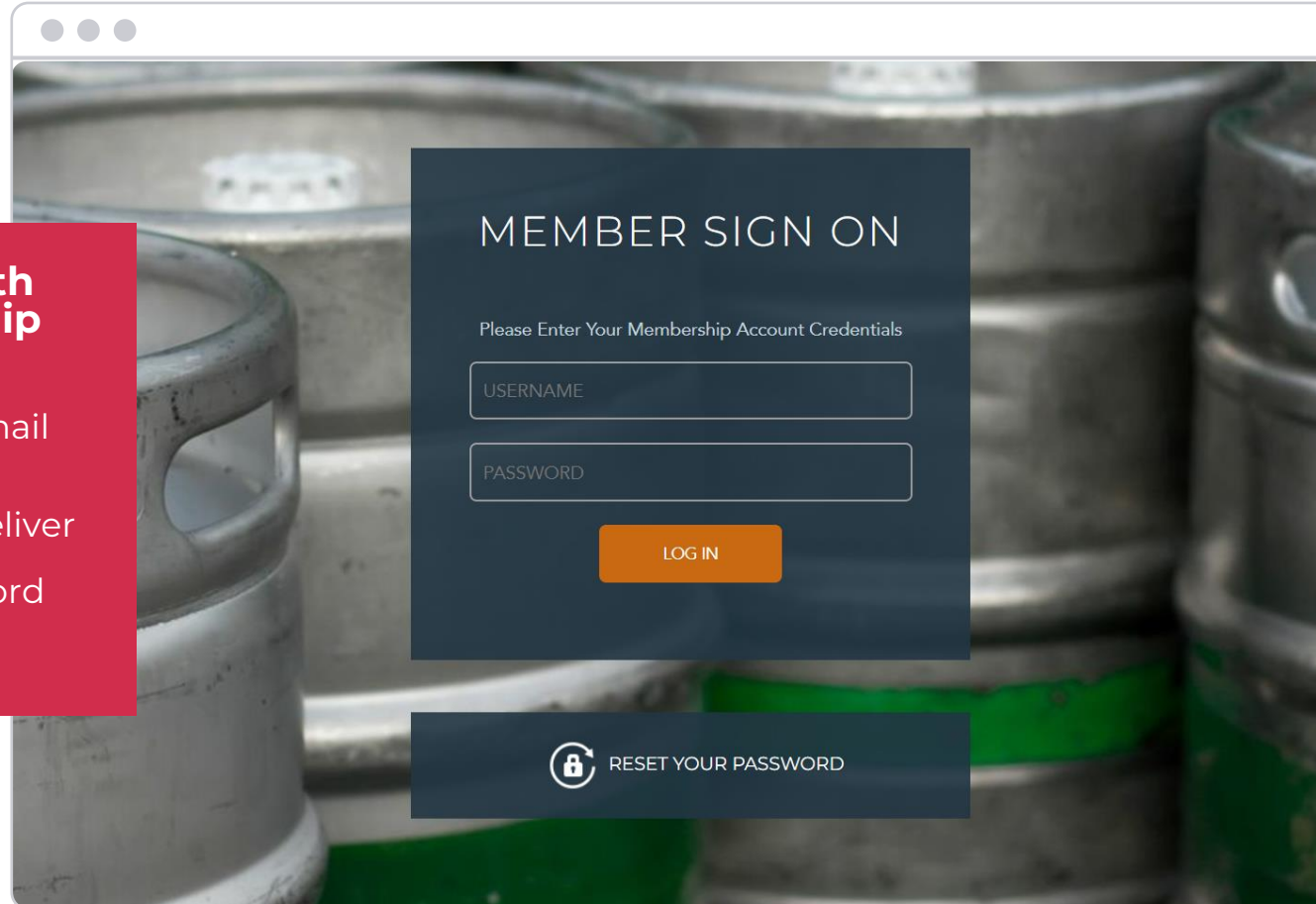


Step 1:

Go back into your registration, by [clicking here](#).

If prompted, sign in with your NBWA membership account

- **Username:** your work email address
- **Default Password:** wedeliver (one word, all lowercase) or use the unique password you have created

A screenshot of a web browser window displaying the 'MEMBER SIGN ON' page. The page has a dark blue background with a blurred image of beer kegs. The title 'MEMBER SIGN ON' is at the top. Below it, the text 'Please Enter Your Membership Account Credentials' is displayed. There are two input fields: 'USERNAME' and 'PASSWORD'. Below the fields is an orange 'LOG IN' button. At the bottom, there is a link that says 'RESET YOUR PASSWORD' with a circular arrow icon.

Step 2:

Click your individual registration

The screenshot shows the NBWA website with a registration progress bar. The progress bar has seven steps: 1 Custom Information, 2 Information, 3 Guests, 4 Sessions, 5 Review, 6 Submit, and 7 Confirmation. A red dashed arrow points from the 'EVENTS' tab to the 'REGISTRATION FOR' button, which is highlighted with a red dashed border. Below the progress bar, there are two blue buttons: 'REGISTRATION FOR' and 'GROUP REGISTRATION FOR'. The 'REGISTRATION FOR' button is highlighted with a red dashed border. Below the 'REGISTRATION FOR' button, there is a 'CLICK HERE' link. Below the 'GROUP REGISTRATION FOR' button, there is a 'CLICK HERE' link. Below the progress bar, there is a 'PURCHASING FOR:' label.

NBWA
AMERICA'S BEER & BEVERAGE DISTRIBUTORS

ABOUT CONTACT US JOIN

NEWS & MULTIMEDIA MEMBERSHIP EVENTS GOVERNMENT AFFAIRS DATA & RESOURCES

1 Custom Information 2 Information 3 Guests 4 Sessions 5 Review 6 Submit 7 Confirmation

PURCHASING FOR:

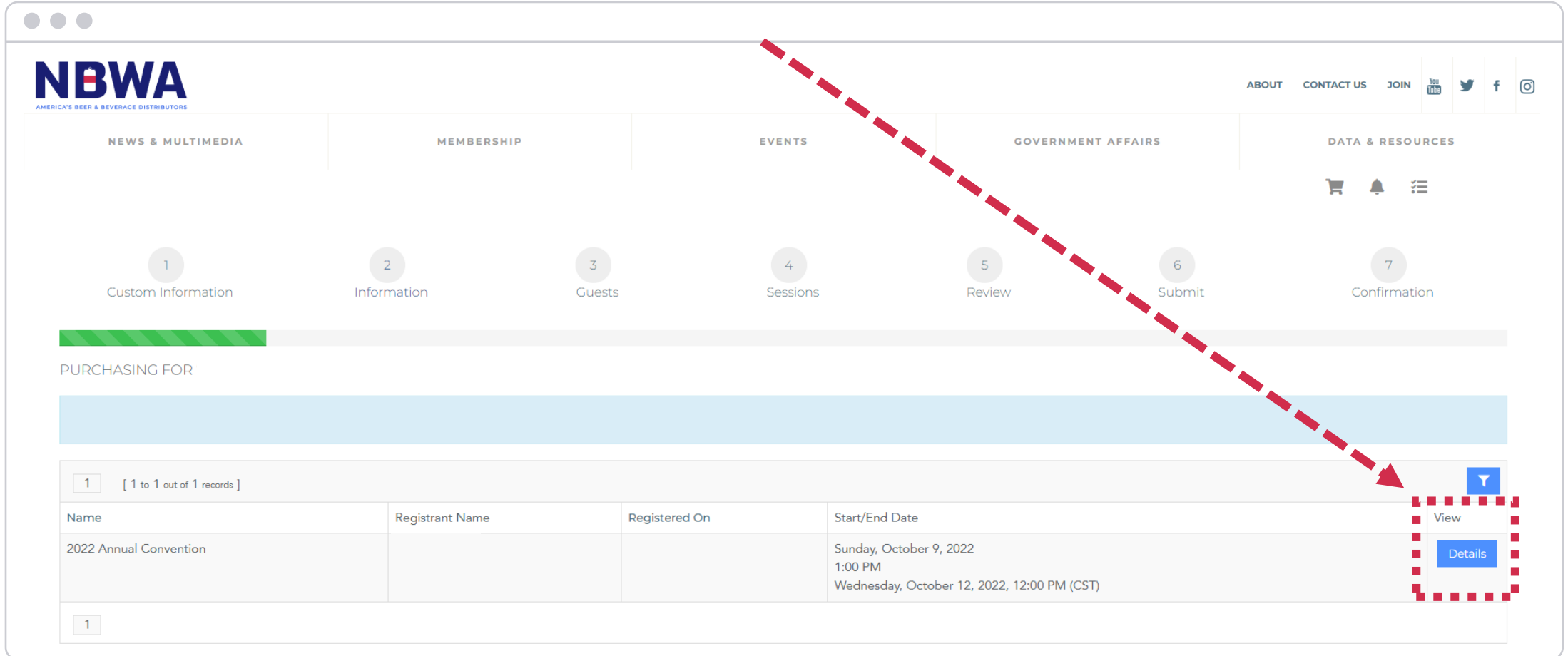
REGISTRATION FOR
CLICK HERE

GROUP REGISTRATION FOR
CLICK HERE

Important note: each attendee must log into their own account to sign up for education seminars and they cannot be selected for a full group.

Step 3:

Under 'View' click on the blue 'Details' button



The screenshot shows the NBWA website with a navigation bar and a registration process flow. The flow consists of seven steps: 1. Custom Information, 2. Information, 3. Guests, 4. Sessions, 5. Review, 6. Submit, and 7. Confirmation. A red dashed arrow points from the top right towards the 'Details' button in the table.

NBWA
AMERICA'S BEER & BEVERAGE DISTRIBUTORS

ABOUT CONTACT US JOIN YouTube Twitter Facebook Instagram

NEWS & MULTIMEDIA MEMBERSHIP EVENTS GOVERNMENT AFFAIRS DATA & RESOURCES

1 Custom Information 2 Information 3 Guests 4 Sessions 5 Review 6 Submit 7 Confirmation

PURCHASING FOR

Name	Registrant Name	Registered On	Start/End Date
2022 Annual Convention			Sunday, October 9, 2022 1:00 PM Wednesday, October 12, 2022, 12:00 PM (CST)

1 [1 to 1 out of 1 records]

View Details

Step 4:

Under 'Order Details' click on the blue 'Add Guest/Session+' button

The screenshot displays the NBWA website interface. At the top, the NBWA logo is on the left, and navigation links (ABOUT, CONTACT US, JOIN) and social media icons are on the right. Below the header, a navigation bar contains links for NEWS & MULTIMEDIA, MEMBERSHIP, EVENTS, GOVERNMENT AFFAIRS, and DATA & RESOURCES. The main content area features details for the '2022 ANNUAL CONVENTION', including dates (SUNDAY, OCTOBER 9, 2022, 1:00 PM - WEDNESDAY, OCTOBER 12, 2022, 12:00 PM (CST)), location (HYATT REGENCY CHICAGO), and registration information. A 'Print Badge' button is visible. On the right side, a sidebar contains two sections: 'Order Details' and 'Registration Details'. The 'Order Details' section has a blue 'Add Guest/Session+' button, which is highlighted by a red dashed box and a red dashed arrow pointing to it from the top navigation bar. The 'Registration Details' section includes buttons for 'Edit Information +', 'Edit Badge +', 'Print Registration', and 'Add to Calendar'.

NBWA
AMERICA'S BEER & BEVERAGE DISTRIBUTORS

ABOUT CONTACT US JOIN

NEWS & MULTIMEDIA MEMBERSHIP EVENTS GOVERNMENT AFFAIRS DATA & RESOURCES

2022 ANNUAL CONVENTION

SUNDAY, OCTOBER 9, 2022, 1:00 PM - WEDNESDAY, OCTOBER 12, 2022, 12:00 PM (CST)

HYATT REGENCY CHICAGO

REGISTRATION NUMBER:

October 9-12, 2022

EVENT ATTENDEES:

Print Badge

10/9/2022

10/9/2022 - 3:00 PM - 10/9/2022 - 5:00 PM (CST)

Order Details

Add Guest/Session +

Registration Details

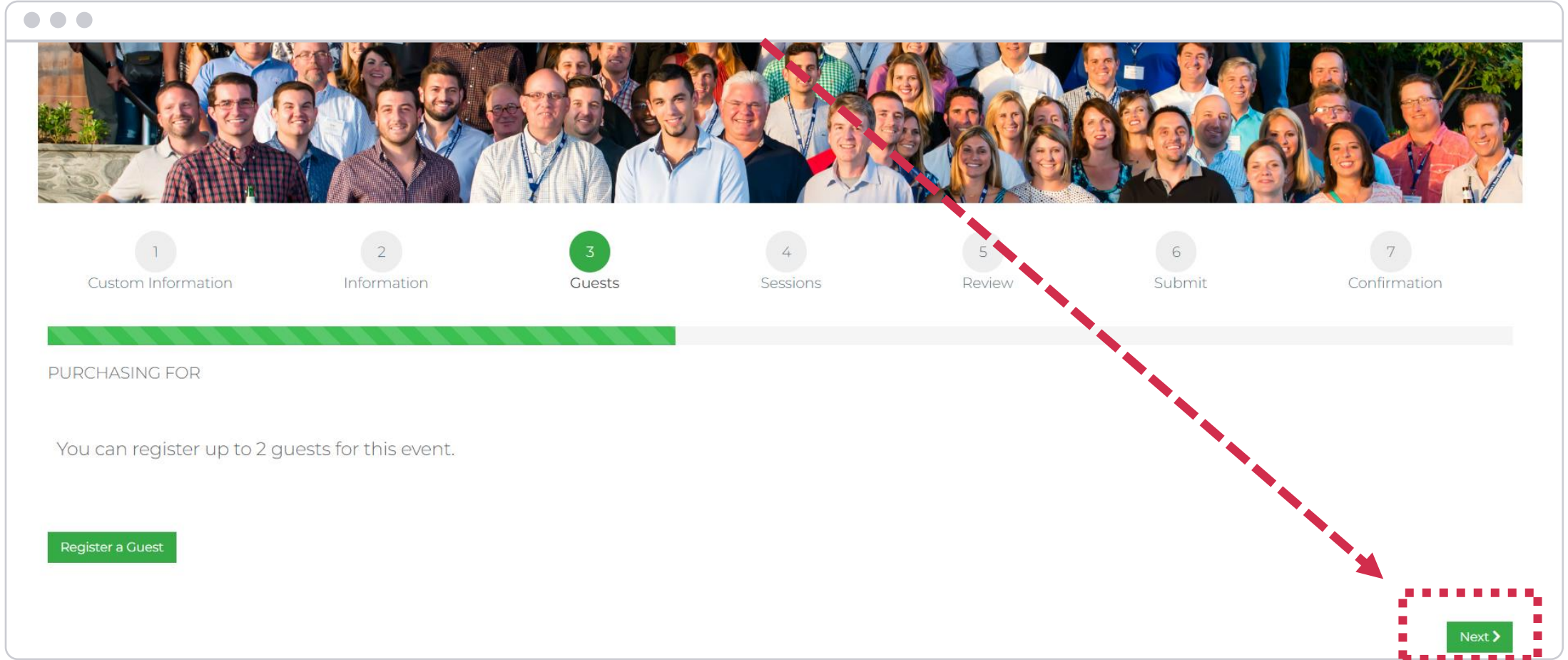
Edit Information + Edit Badge +

Print Registration

Add to Calendar

Step 5:

Click the green 'Next' button to get to the session page



1 Custom Information

2 Information

3 Guests

4 Sessions

5 Review

6 Submit

7 Confirmation

PURCHASING FOR

You can register up to 2 guests for this event.

Register a Guest

Next >

Step 6:

Select the education seminars you would like to attend

Please note, you can only pick one seminar to attend during each timeframe. If you are attending with colleagues, we recommend you “divide and conquer” to take full advantage of the educational content and best practices to bring back to your company.



QUESTIONS?

Contact info@nbwa.org

